

# dormakaba

## AUTOMATIC SPAREPARTS LIST

New Zealand



# CONTENTS PAGE

Product group	Page
<b>Sliding Door Operators</b>	
01 Series Sliding Door Operator - EL 3 01 , AL 401, AL 501	<b>4</b>
ES 200	10
HD4	23
 <b>Swing Door Operators</b>	
ED 100 & ED 250	11
 <b>Sensors, Switches &amp; Accessories</b>	21

## YOUR SPARE PARTS CONTACTS



For Orders: [www.ahs.co.nz](http://www.ahs.co.nz)














# TERMS AND CONDITIONS

1. This Agreement including the terms and conditions contains the complete and final agreement between dormakaba NZ Ltd herein known as the "SELLER" and the endorsed Purchaser, herein known as the "BUYER". No other agreement in any way modifying any of the said terms and conditions will be binding upon the SELLER unless made in writing and signed by the SELLER'S authorised representative.
2. **titleRisk.** All goods delivered by the SELLER shall remain the property of the SELLER until payment has been made in full by the BUYER but shall nevertheless be at the risk of the BUYER upon delivery to a carrier or onto the BUYER'S transport and the BUYER shall indemnify the SELLER in respect of any loss or any damage sustained thereafter.
3. **Delivery.** (a) The SELLER shall endeavour to deliver the items included in each order on the promised date, however no liability shall result from delay, prevention or non performance where caused by or arising out of strikes, industrial disputes, labour shortages, lockouts, breakdown or damage of property or plant, accident fire storm or any other act of God, requirement of the Government or any instrumentality created thereby, transport difficulties, embargoes, late delivery, shortage of or inferior quality materials or any other cause which is beyond the control of the SELLER. The BUYER shall be bound to accept and pay for any goods delivered late and the SELLER may, in any circumstances, deliver in one or more lots and at different times and by different shipments.  
(b) Delivery of all goods shall be made at the customer's expense and will be delivered to the customer on a free on board basis unless otherwise agreed.
4. **Price variation.** If there shall be any increase in the cost of materials or labour used in the manufacture, preparation, construction or delivery of the goods between the date of the order and the date that the goods are delivered, the price quoted in the order shall be increased accordingly. The SELLER reserves the right to increase the price quoted without notice and/or if notification is given the BUYER has the right to pay the increased price or opt out of the Contract by giving written notice to the SELLER within seven days after notification and to pay for any materials ordered and goods manufactured to date of the SELLER'S receipt of the BUYER'S notice to opt out of the Contract.
5. **Terms of payment.** Payment is to be made net 30 days, that is within 30 days from the end of the month when delivery took place.
6. **Price list.** The publication of a price list does not in any way restrict our right to decline orders at any time. Prices quoted are subject to withdrawal or revision at any time. All prices shown on the price lists or quotations are in New Zealand Dollars. Prices quoted do not include any charges for delivery, insurance, packaging, imposts or charges of whatsoever nature that may be imposed by any government or instrumentality thereof which shall be extra and additional to the price quoted.
7. **Governing law.** This Contract shall be construed and interpreted according to the laws of New Zealand.
8. **Arbitration.** In the event of any dispute arising hereunder the matter shall be referred to a sole arbitrator whose decision shall be final. Such Arbitrator shall be the president of The Institute of Chartered Accountants of New Zealand or his nominee who shall have at least ten years in practice and such arbitration shall be held at such place or places as the Arbitrator shall appoint. An arbitration shall be a reference under the laws for the time being in force and relative to such procedure.
9. **Fair Trading Act.** The express warranty set forth in these terms and conditions is in lieu of all other warranties expressed or implied (save and except warranties implied by a virtue of Fair Trading Act 1986 (as amended) insofar as any Contract for the supply of goods hereunder may fall within the definition of consumer transaction under that Act).
10. **Limitations of claims.** The sole and exclusive remedies for breach of any and all warranties and the sole remedies for the SELLER'S liability of any kind (including liability for negligence) with respect to any goods supplied hereunder and all other performances if any by the SELLER under or pursuant to the Contract shall be the repair or replacement of the defective item at no charge to the BUYER except for labour costs for repairs or removal of the defective item and installation of a new replacement unit and transportation charges for delivery of the replacement and return of the defective item.
11. **Product liability.** The SELLER shall not be liable to an extent greater than the maximum quoted value of the goods sold and there shall be no liability whatsoever for any consequential or incidental damages howsoever arising.
12. **Liability to third parties.** The SELLER assumes all risk and liability for loss, damage or injury to the person or property of the SELLER or others arising out of the use and/or possession of any of the products or goods sold thereunder.
13. **Modifications.** This order including the terms and conditions on the face and reverse side hereof contains the complete and final agreement between the SELLER and BUYER and no agreement or other understanding in any way purporting to modify the terms and conditions thereon shall be binding upon the SELLER unless ordered in writing and signed by the SELLER. Should there be any conflict between these conditions and any further terms or conditions put forward by the BUYER these conditions shall prevail but the BUYER may give written notice of two days of receipt of this document that he refuses to be bound by these conditions in which case the SELLER may rescind the Contract.
14. **Defects.** The BUYER shall be deemed to have inspected and accepted the goods as delivered and as having acknowledged that they have been received in proper and good condition unless the SELLER receives within seven days of the receipt of the goods by the BUYER a written notification of any claim.
15. **Cancellations.** Should the order be cancelled and/or suspended at any time before the delivery of the full quantity the BUYER agrees to accept delivery of the finished goods received by the SELLER and/or in transit and in addition agrees to pay upon presentation of the SELLER'S invoice the cost of any partly manufactured goods produced against the BUYER'S order and the unrecovered amount for the cost of tools involved. The BUYER shall also pay the value of extras as represented by the difference between the price of the original quantity and the price basis on the lesser quantities delivered.
16. **Access.** Where the SELLER is required to perform work on or deliver goods to the BUYER'S premises or premises specified by the BUYER, the SELLER shall be given uninterrupted access and reasonable facilities during normal working hours for performance of the Contract, and the BUYER shall accept the delivery of, unload, provide suitable protection for and keep secure all goods delivered from time to time.
17. **Reports.** The SELLER accepts no liability in respect of any report, recommendation or scheme submitted to the BUYER where no specific charge is made for such reports, recommendations or schemes. Where such charge is made, the SELLER'S liability shall be limited as provided in these terms and conditions.
18. **Quotation.** All prices quoted will remain valid for a period of fourteen days from the date of the quotation and any order placed within the SELLER'S based on a quotation must be received by the SELLER within the fourteen day period. Should an order be received outside the fourteen day period then the SELLER has the right to vary the price quoted.
19. **Assignment.** The SELLER reserves the right to assign or transfer any part of this Contract to any other person, firm, company or corporation and the SELLER further reserves the right to sub-contract the manufacture and/or supply for any parts of the goods quoted for any material or services to be supplied.
20. **Tools and Equipment.** All tools and equipment, dies and other machinery used in the manufacture of the BUYER'S order shall be, and shall remain, the property of the SELLER unless otherwise agreed to in writing and signed by the SELLER'S authorised representatives.




# 01 SERIES SLIDING DOOR OPERATOR

Part No.		
	EL 301 Controller	A10111001
	EL 301 Option Board	
	Board Only	A10110007
	Kit	■ A10111011
EL 301 Relay Output Board		
		A10111008
	EL 301 Mode Switch Connection Board	A10110001
	Presence Interface Board Kit	
	Cable	■ A10113022 ■ A10112005
	Safety Monitor Board	
	Board Only	■ A10110010
	Kit	■ 820110010
	EL 301 Mode Pad	
	Lock Off Loom	A10110016B A10110016A NHD4008
EL 301 People Counter Kit		
		■ A10109096








# 01 SERIES SLIDING DOOR OPERATOR

	Part No.	\$ each
	<b>Battery 12v 7Ah</b>	
	B04023001	
	<b>EL 301 Motor Loom</b>	
	A10112019	
	<b>EL 301 Transformer</b>	
	A04020007	
	<b>'01' Series Framed Hanger Bar</b>	
	B10108038	
	<b>Glass Door Bogie '01' series</b>	
15 & 19 mm	R/H	A90004001
	UH	A90004002
15 & 19 mm	R/H	■ A90004003
	UH	■ A90004004
	<b>EL301 Motor/Gearbox Assembly</b>	
	Standard	A10102040
	Lock	A10102030
	<b>EL 301 Motor Only</b>	
	Standard	■ A11001020
	Lock	■ A11001021
	<b>EL 301 Gearbox</b>	
	Standard	A11002010
	AL 401 12:1	■ A11002011
	<b>EL 301 Chain Driven End Gear Assembly</b>	
	A10112001	
	<b>EL 301 Belt Driven End Gear</b>	
	A10112003	
	<b>Motor Mount</b>	
	Front	■ B11003003
	Rear	■ B11003004
	<b>EL Tracked Cowl</b>	
	per MTR	B10108012
	<b>AL 400 Tracked Cowl</b>	
	per MTR	■ B10108014













# 01 SERIES SLIDING DOOR OPERATOR

	Tracked EL 301 Anodised		
		per MTR	B01005001
	AL 401 Stainless Steel Track		
		per MTR	■ B03016004
	EL 301 Fascia	Mill	per MTR A01007002
	EL 301 End Plate	RH LH	A01017007 A01017006
	Steel End Plate		■ AI0208008
	J Track		
		per MTR	B0100500 2
	Chain 1/2" ASA40-I		
		per MTR	B11005001
	Chain Con Link		■ B11005002
	Drive Belt EL 301	15mm	per MTR NHTDLL8M15
	Chain 1/2 Pitch Link Crank		■ B11005003
	EL 301 Chain Tension Assembly		■ A10111005
	Fascia Lock & Key		■ B0604 2001

# 01 SERIES SLIDING DOOR OPERATOR












		Part No.
	AL 401 Stop Bracket	
	AL 401 Retainer Plate	■ A08004006
		■ A08004016
	EL 300-301 Low Profile Chain Bracket Small	B08003036
	EL 301 Low Profile Chain Bracket Large	A08003034
	EL 301 Low Profile Belt Bracket Small	A08001005
	EL 301 Low Profile Belt Bracket Large	A08001004
	EL 301 Belt Bracket Large	A08001002
	EL 301 Belt Bracket Small	A08001003
	EL 301 Chain Bracket Small	
	Framed or 12mm 15mm	A08003021 A08003031
	EL 301 Chain Bracket Large	A08008030
	AL 401 Chain Bracket Single Slide	■ A08003028
	EL 300 301 Chain Bracket Large	B08003018

# 01 SERIES SLIDING DOOR OPERATOR

		Part No.
	<b>EL 301 Chain Bracket Single Slide</b>	
	15-19 mm	A08003015
	<b>AL 401 Chain Bracket</b>	
	Small	■ A080030 27
	<b>LP 301 Small Chain Bracket</b>	
		AlI008031
	<b>AL 401 Small Chain Bracket</b>	
	15-19mm	■ A08003029
	<b>Door Stop Mounting Plate</b>	
		■ B08004006
	<b>Door Stop Bracket</b>	
		■ A08005007
	<b>EL 301 Battery Strap</b>	
		B08016007
	<b>Chain Clamp Bracket</b>	
		B08001003
	<b>EL AL Battery Strap Retainer</b>	
		B08016001
	<b>EL/SL Standard Hanger Bracket SA1</b>	
		B08002014
	<b>AL Hanger Bracket SA1</b>	
		B08002010
	<b>EL 301 Mounting Plate Universal</b>	
		B01002006









## 01 SERIES SLIDING DOOR OPERATOR

		Part No.	\$ each
	<b>EL, SL, Low Profile SA1 (slimline) Hanger Bracket</b>	■ 808002013	
		■	
	<b>Bi-Slide Hanger Bracket Large</b>		
	SA1 (inc. Slimline)	■ A08002024	
	Slimline (SA2)	■ A08002027	
	<b>Bi-Slide Hanger Bracket Small</b>		
	SA1 (Only)	■ A08002025	
	Slimline (SA1)	■ A08002026	
	Slimline (SA2)	■ A08002028	
	<b>EL 301 Bi-Slide Belt Clamp Bracket</b>	■ A08001001	
	<b>EL 300 301 Chain Bracket Large</b>	■ 808003018	
	<b>AL Frameless Chain Bracket Large</b>		
	15mm	■ A08003023	
	19mm	■ A08003026	
	<b>AL Frameless Chain Bracket Small</b>		
	15mm	■ A08003024	
	19mm	■ A08003025	
	<b>EL Frameless Chain Bracket 15mm</b>		
	Large	■ A08003018	
	Small	■ A08003020	
	<b>AL 401 Chain Bracket Single Slide</b>		
	15-19mm	■ A08003033	
	<b>EL Framless Hanger Bar</b>	■ B808002050	
	<b>EL 301 End Gear Double Sprocket</b>	■ A10112018	

# ES 200 & NZES200 SERIES SLIDING DOOR OPERATOR

		Part No.
 	ES 200 Controller Only	25511403150
	ES 200 Power Supply Onl	25511102150
	ES 200 Motor Only	25511801150
 	ES 200 Belt 12mm	
	per MTR	18023401150
 	ES 200 Pulley	6837005
	ES 200 Mechanical Lock	6831072
 	ES 200 Function Module	4000170
	ES 200 Main Fail Board	AI0130030
	ES 200 Mode Pad (Lock) Interface Board	
	Lock	AI0120012
	Off	AI0120013
Mode Pad - Lock		AI0120026 Ref NHD4016
Mode Pad - Standard		AI0120018
Mode Pad Loom		NHD4008
ES 200 SL 201 Lock Board		
	For key mode switch	CI0102002
ES 200		C20270054

# ES 200 & NZES200 SERIES SLIDING DOOR OPERATOR

				Part No.	\$ each
				ES 200 Battery Connector	16569101170
					25513001170
				ES 200 Encoder Cable	
				ES 200 Carrier Head	
			Pair		6831042
			-		
				ES 200 Fascia Bracket Kit	
					04010150
				NZES 200 End Plate (Pair)	
			150mm LH		9361006831198
			150mm RH		9361006831199
				ES 200 Frameless Hanger Bracket	
					A20606004
				ES 200 Framed Hanger Bracket	
					A20606000
				NZES200 Cowl	
			Mill	per MTR	A01001066
				NZES200 Fascia	
			Mill	3m	A01007066
				4m	A01007067
				5m	A01007068
				NZES200 Track Insert	
			Anodised	per MTR	B01005066
				NZES200 Fixed Wall Glazed Infill	
				per MTR	B01002066
				NZES200 Framed Hanger Bracket	
					9361006831195
				ES 200 Battery Lead	
					18454101170
				ES 200 Battery Mounting Bracket	
					25517501140

# AUTOMATIC SWING DOOR OPERATORS ED 100


**NOTE:** Fixed install and commission charge will apply to all automatic swing door operators sold.

	Order No.	\$ each
<b>ED 100</b> Automatic Door Swing Operator (does not include cover or arm)	D29222301	
<b>ED Upgrade Cards</b> ED100 Upgrade card full energy ED Upgrade card professional	D29251022 ■ D29253001	
<b>ED Cover</b> ED cover basic - for single leaf swing door systems finish: silver ED cover professional - for double leaf swing door systems 1450 - 3200mm finish: silver	D29241001 ■ D29243003	
<b>ED ESR Coordinator</b> ESR Door coordinator for hinge distances of up to 2800mm finish: silver	■ D29261001	
<b>ED Standard Arms</b> ED Standard arm 225 for lintel depths up to 225mm and push side installations finish: silver	D29271001	
<b>ED Slide Arms</b> ED slide channel set including slide channel and arm for pull side installations finish: silver	D29275001	
<b>ED Axle Extensions</b> ED axle extension 30mm ED axle extension 60mm finish: chromated black	D29278001 D29278101	
<b>Cable</b> ED Connection cable set for double leaf operators	■ D29262003	
<b>Accessories</b> Transmitter 4 Button TX04 Receiver Board RX-16  Push Button with Handicap symbol Push Button Standard SK1 Spring return switch SK2 Spring return switch SK4 Spring return switch	   D19143201170 D19143001170 ■ 812004040 812004029 890009036	
<b>ED 100 INSTALLATION AND COMMISSIONING</b>		
Standard application Sensors, Push Button & IRS per operator	install standard	









\*Price is subject to inspection of site conditions and installation requirements and may vary accordingly .

# AUTOMATIC SWING DOOR OPERATORS **ED 250**





**NOTE:** Fixed install and commission charge will apply to all automatic swing door operators sold.

Order No.			
	<b>ED 250</b> Automatic Door Swing Operator (does not include cover or arm)	D29202301	
	<b>ED Upgrade Cards</b> ED250 Upgrade card full energy ED Upgrade card professional	D29251020 ■ D29253001	
	<b>ED Cover</b> ED cover basic - for single leaf swing door systems finish: silver ED cover professional - for double leaf swing door systems 1450 - 3200mm finish: silver	D29241001 ■ D29243003	
	<b>ED ESR Coordinator</b> ESR Door coordinator for hinge distances of up to 2800mm finish: silver	■ D29261001	
	<b>ED Standard Arms</b> ED Standard arm 225 for lintel depths up to 225mm and push side installations finish: silver	D29271001	
<b>ED Slide Arms</b> ED slide channel set including slide channel and arm for pull side installations finish: silver		D29275001	
<b>ED Axle Extensions</b> ED axle extension 30mm ED axle extension 60mm ED axle extension 90mm finish: chromated black		D29278001 D29278101 D29278102	
<b>Cable</b> ED Connection cable set for double leaf operators		■ D29262003	
<b>Accessories</b> Transmitter 4 Button TX04 Receiver Board RX-16  Push Button <b>with</b> Handicap symbol Push Button Standard SK1 Spring return switch SK2 Spring return switch SK4 Spring return switch			D19143201170 D19143001170 ■ 812004040 812004029 890009036
<b>ED 250 INSTALLATION AND COMMISSIONING</b>			






# NEW ZEALAND SWITCHES

	Part No.	\$ each
<b>K5 Key Switch only</b>		
	NHD4015	
<b>K5 + P/B Switch on 45mm Plate</b>	SW8156	
<del><b>K5 + P/B Switch on PDL Plate</b></del>		
<b>Green Push Button</b>		
	SW8157	
	SW2363	
	<b>Green Push Button on PDL</b>	
	SW8361	
	<b>Green Push Button on 45mm Plate</b>	
	SW6362	
	<b>A2 Momentary Key Switch on SS Plate</b>	
	SW8161	
	<b>Mushroom Button on PDL Plate</b>	
	SW2364	
	<b>Arrowhead Single Channel Receiver</b>	
	SW2468	
	<b>Arrowhead Transmitter</b>	
	SW2469	
	<b>Elbow Push Button</b>	
	A82004001	

SENSORS, SWITCHES & ACCESSORIES









		Part No.
	<b>Push Button Blank - IP44</b>	
	S/Steel	D19143001170
	<b>Push Button H/CAP - IP44</b>	
	S/Steel	D19143201170
	<b>Prestige Key Switch PK2 - 2 Modes</b>	
	Satin	A81009002
	<b>Prestige Key Switch PK4 - 4 Modes</b>	
	Satin	A81009004
		B90009036
/1	<b>SK2 Switch</b>	
	<b>SK1 Switch</b>	B12004029
		■ B12004040

SENSORS, SWITCHES & ACCESSORIES

	Part No.	\$ each
	PRE Presco Reader Programming Keypad	■ SW9471
<b>BWN Light Cell Eyes (P.E Cells)</b>		
	Reed Switch Magnetic	804029011
		SW7461
	People Counter	■ 812004013
<b>EMREX Break Glass</b>		
		■ SW9161
	Time Clock 7 Day 32M2	■ 812007002
	Time Clock 365 Day 1 Channel	■ 812007007
	Single Button Wireless Remote Switch	
		■ D2930 1002
	DORMA Wireless Remote Switch	■ A10120240
	Smart range	
	Wireless 4 Channel Transmitter With 4 Paired Terminal Lead	
	Smart range	■ A10120 241



# SENSORS, SWITCHES & ACCESSORIES

	Part No.	
	<b>4 Channel Output Receiver Board</b>	
	Smart range	■ A10120250
	<b>Privacy Door System Kit</b>	
	Standard	■ A10109025
	MLAK (option)	■ A10109018
	<b>Prosecure Sensor Mono (Easy Motion)</b>	
	Silver Black	A86002000 ■ A86001000
	<b>Prosecure Opti Combi Sensor</b>	
	Silver	A86712400
	<b>Prosecure Opti Sensor Scan</b>	
	Silver	A86302100
	<b>Prosecure Opti Motion Stereo</b>	
	Silver	■ A86112000
	<b>Opti Combi Ceiling Mounting Kit</b>	
	White	A86743900
	<b>Microhead Sensor</b>	
	Black	BI2010031
	<b>IXIO Motion &amp; Presence Sensor</b>	
	Black	AI2010060
	<b>Opti-Combi Rain Cover</b>	
		■ A86731900
	<b>BEA Remote</b>	
		■ BI2008005
	<b>Micro Cell One D</b>	
		■ B04029050
	<b>PIR20 Sensor</b>	
		■ BI2010019
	<b>Weather Cap Easy Motion Sensor</b>	
		■ A86031900








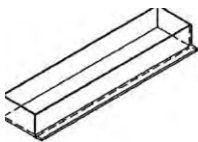

## SENSORS, SWITCHES & ACCESSORIES

	Part No.	
	<b>Prosecure Easy Motion Stereo Sensor</b>	■ A86011000
	<b>Opti Combi Mounting Kit</b>	A86751900
	<b>Soffitt Sensor</b>	■ 812009002
	Black	
	<b>Contactless Sensor</b>	DS6114
	<b>IRS 2-33 Safety Sensor</b>	D16521701150
	<b>IRS 2-70 Safety Sensor</b>	D16521706150
	<b>Relay- GM41154 AC24</b>	■ 804007020
	<b>Relay- GM43254 AC 24V</b>	■ 804007010
	<b>Relay RH2BU</b>	■ 804007012
	12v DC	■ 804007019
	24v DC	
	<b>Relay Base SH02B-5C</b>	■ 804008003
	<b>IRS Junction Box</b>	■ D90700038
	<b>Snap Track Small</b>	C04033004






# SENSORS, SWITCHES & ACCESSORIES

		Part No.
	<b>Standard Floor Guide Set Type "A"</b>	■ 808013001
	-	
	<b>Bi-Slide Floor Guide</b>	
	includes Standard type 'C' floor guide set	808013015
	<b>36X36 Channel</b>	
	PM	AL3636M
	<b>Standard Aluminium Floor Guide</b>	
		FG1203
	<b>Frameless Floor Guide</b>	
	10mm 12mm	NFG2101 NFG2102
	<b>16x16 Channel</b>	
	PM	AL1616
	<b>16x16 Floor Guide</b>	
		HD1207
	<b>Floor Guide Type "G"</b>	
		808013018
	<b>Frameless Glass Floor Guide Nylon</b>	
	10mm 12mm 15mm 19mm	A08013011 A08013012 A08013016 ■ A08013020
	<b>Frameless Floor Guide Complete Type "B"</b>	
	(studs, spacers not included)	■ 810180013
	<b>Bi-Slide Frameless Floor Guide Type "H"</b>	
		808003023









## SENSORS, SWITCHES & ACCESSORIES

		Part No.	\$ each
	<b>Stainless Steel Floor Guide Frameless Kit</b>		
	10 -12mm	■ A08013013	
	15mm	■ A08013014	
	19mm	■ A08013018	
	<b>Bi-Slide Floor Guide Frameless Kit</b>		
	10mm	A08013050	
	12mm	A08013040	
	15mm	A08013055	
	<b>DORMA Bi-parting Locking Stile SAA</b>		
	3M	LOCKINGSTILESAA	
	<b>Edge Protection with Mohair Leading Edge</b>		
	For 10-15mm Glass	Silver Anodised 3M	EPLE
	<b>Edge Protection with Mohair Trailing Edge</b>		
	For 10 -15mm Glass	Silver Anodised 3M	EPTE
	<b>Schlegel Strip Trailing Edge</b>		
	3MTR	■ B13006016S	
	<b>Schlegel Strip Leading Edge</b>		
	3MTR	■ B13006016	
	<b>Anti-corrosion Box NZ200 Interface/Connection Boards</b>		
		C01213	
	<b>Anti-corrosion Box NZ200 Controller and Transformer</b>		
		C01214	
<b>Anti-corrosion Box AL/EL</b>			
		C01212	
<b>Anti-corrosion Box HD4</b>			
		C01211	










# HD 4 & 5 SERIES AUTOMATIC SLIDING DOOR OPERATOR



		Part No.	\$ each
	HD 4 Controller	NHD4000	
	HD 4 Motor Gearbox		
	Standard Lock	NHD3400 NHD3410	
	HD 4 Advanced Security Board	NHD4002	
	HD 4 Photo Cell Board	NHD4001	
	HD 4 Simple SEC Interface Board	NHD4003	
	HD 4 Mode Connection Board	NHD4004	
	Mode Pad - Lock	A10120016	
	Mode Pad - Non Lock	A10120018	
	Mode Pad Loom		
	4m	NHD4008	
	HD 4 Transformer	NTR2224	
	HD 4 Gearbox Only	NHD3495	
	Trackwheel Assembly - incl Spacer		
	Std Replace black	890018000 WS13116	

# HD 4& 5 SERIES AUTOMATIC SLIDING DOOR OPERATOR

		Part No.	\$ each
	<b>Power Lead</b>	NCA3101	
	<b>Photo Cell Loom</b>	NHD4009	
	<b>Lock Interface Loom</b>	NHD4018	
	<b>Power Loom</b>	NHD4010	
	<b>HD 4 Track</b>	per MTR NALH303M	
	<b>HD 4 Cowl</b>	per MTR NALH301M	
	<b>HD 4 Fascia</b>	per MTR NALH302M	
	<b>Hanger Bar Assembly</b>	per MTR N90004001	
	<b>AF Hanger Bracket Assy HD4</b>	Frameless NHD4504	
	<b>Horizon Hanger Bracket</b>	SA2 slimline ■ NHD4404	
	<b>HD 4 Drive Belt Bracket</b>	Small NHD4603 Large NHD4602	
	<b>HD 4 Zinc Belt Clamp</b>	NHD4604	
	<b>HD 4 Anti Rise Block</b>	NHD4601	
	<b>HD 4 End Gear Assembly</b>	NAEGA99	

# HD4&5 SERIES AUTOMATIC SLIDING DOOR OPERATOR

	PartNo.	\$ each
	 NWS3214	
	 NHD5612	
	 NHD5610	
	NHD1602	
	NHD1603	
	per MTR 18023401150	
<b>Horizon Motor Gearbox Belt</b>	811012007	

	Part No.
	NZA15005501
	ESLOCKING
	ESNONLOCKING
ES 200 Non Locking Components	



